

NORTHEAST WHEELBUILDING

J. R. SMITH
RIDGEWOOD
BOUNDARY HOUSES
SHINEYROW
HOUGHTON-LE-SPRING
TYNE AND WEAR
DH4 4PZ
Phone 0191 3854266

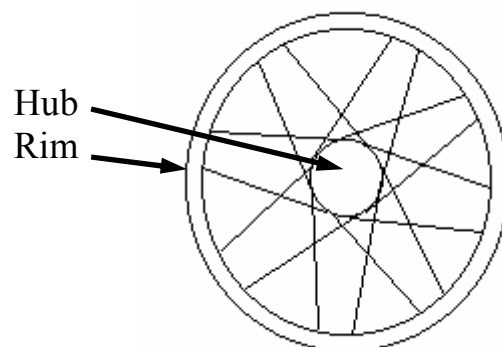
Website: www.ne-wheelbuilding.co.uk
E-mail: wheelbuilding@hotmail.co.uk

Although we have most settings for the different types of wheels.
If you intend to strip your own wheel,
it is very important to take a few
measurements yourself.

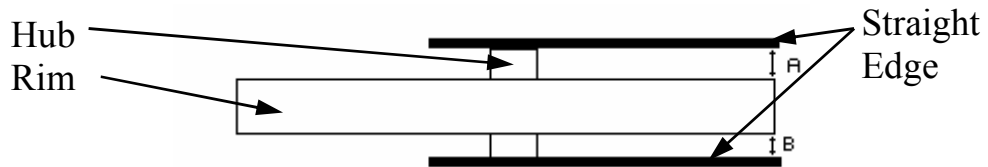
Before you start taking a wheel to bits
take note of the way it is put together;

- 1: Count the number of spokes in the wheel.
- 2: Try to count the number of times one of the outside spokes
crosses the rest of the spokes on that side.

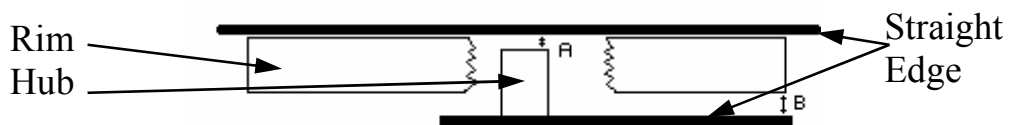
This should be done on both sides of the wheel.



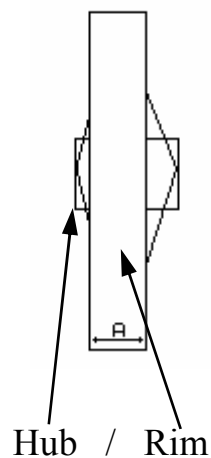
3: Using some thing with a good straight edge and also a ruler measure gaps A and B as shown below, taking note of where the straight edge is on the hub i.e.:- across brake drum, across bearing.




The wheel may be set up rim over hub (see diagram) this type of wheel set up is measured in the same way but the straight edge is laid on the rim rather than the hub and should be noted as “distance A rim over hub”



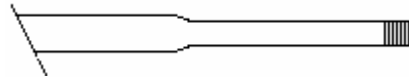
4: It also pays to measure the rim, to do this measure the distance (A) between the inside rim edges



5: The final thing to do is to take note of the spoke length and type the following diagrams show the different spoke types and spoke head angles you may come across. It is generally a good idea to keep an inside and outside spoke from each side of the wheel.



Single gauge spoke

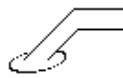


Butted or Swaged spoke / 2 gauges

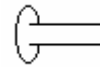
Head Type



90 Deg Head



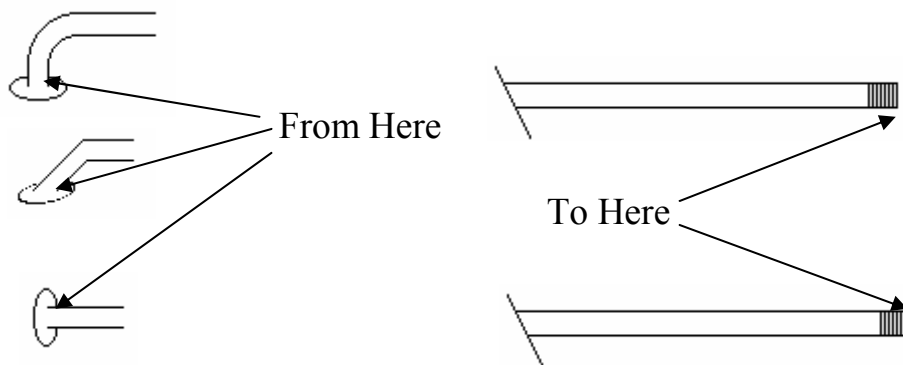
45 Deg Head



Straight Head

Measuring spoke lengths

Spokes length is measured from the point under the Head to the very tip of the threads.



This is the same for Butted as well as Straight spokes

Customer info Sheet

Date In: / / : Approximate Date out: / /

Customer Id Number: Customer supplied info

Name: Your Name

Telephone number: Your contact telephone number

Work Required: the work you would like doing please feel free to add this on a separate sheet

Stoving / Polishing Required: if any, what bits do you require stoving or polishing

Spoke Type Required: _____

New Rim Type: _____

Make, Model & Year of Bike: _____

Wheel Info:

Front

Rear


Rim Size / Diameter / Number of holes: WM2 / 19" / 40 holes

Rim Size / Diameter / Number of holes: _____

Hub Type & Size
Any info you feel will help
Brake size
Speedo drive side
Etc



Hub Type & Size



Brake Side Info

Spoke gauge: _____
Spoke Head Type: _____
Spoke Pattern: _____
Spoke Length: _____
Offset: _____

Spoke gauge: _____
Spoke Head Type: _____
Spoke Pattern: _____
Spoke Length: _____
Offset: _____

Other Side Info

Spoke gauge: _____
Spoke Head Type: _____
Spoke Pattern: _____
Spoke Length: _____
Offset: _____

Spoke gauge: _____
Spoke Head Type: _____
Spoke Pattern: _____
Spoke Length: _____
Offset: _____